




Crafting Whimsical Wonders: Join the “Hunny Bunny”™ Adventure

Description



About the Author

Anita Madden

I’m married and we have one daughter and two amazing grandchildren. I’m so fortunate that they live close by and I get to spend lots of time with them!

I’ve been making cards for about 15 years. My favorite stamps are cute and whimsical images and my favorite part of cardmaking is coloring the images. While I occasionally use colored pencils or watercolors, my favorite coloring medium is Copics. Prior to Covid I taught



coloring and cardmaking classes at my local stamp store. My other hobbies include cross-stitching, reading, and decorative painting. During the warmer months our family enjoys boating and tubing on our favorite lake!


- [Instagram](#)
- [WordPress](#)
- [Facebook](#)

Hello everyone,

Step into a realm of whimsy and creativity as we embark on a captivating card design by Anita. Prepare to be enchanted by the delightful world of “Hunny Bunny” and friends, where cuteness knows no bounds. Before we begin, I must express my deepest gratitude to Anita, the mastermind behind this incredibly cute and heartwarming card. Her talent and creativity always brings something extraordinary to the table.

Be sure to give her a follow (links below) and show some love in the comments! And tell us, what did you think of this incredible piece of art? Which technique or element did you like the most?





Category

1. Feature Designer Spotlight

Tags

1. Clear Stamping
2. Copic Markers
3. Die Cutting
4. Distress Inks
5. Lawn Fawn
6. My Favorite Things

Date Created

May 26, 2023

Author

kanan0815