


Make a wish!!

Image not found or type unknown

Description

Hello friends, I am back with a new post.

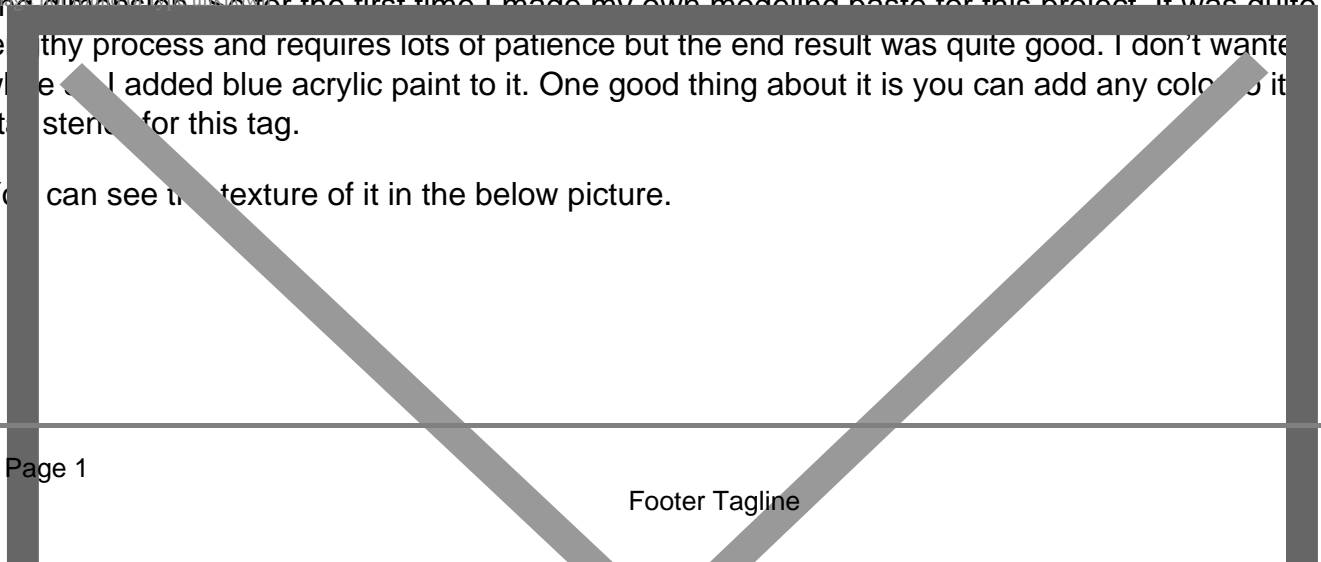


Only

few days are left to enter in the current challenge “Trendy Power Star Challenge” at Moxie Fab World. This time I made a tag with some experiment.

Well I always like modeling paste or embossing paste’s effects on any project, it gives so much texture and dimension. So for the first time I made my own modeling paste for this project. It was quite a lengthy process and requires lots of patience but the end result was quite good. I don’t wanted it to be white so I added blue acrylic paint to it. One good thing about it is you can add any color to it. I used stainless steel for this tag.

You can see the texture of it in the below picture.



is my tag after inking.

Image not found or type unknown

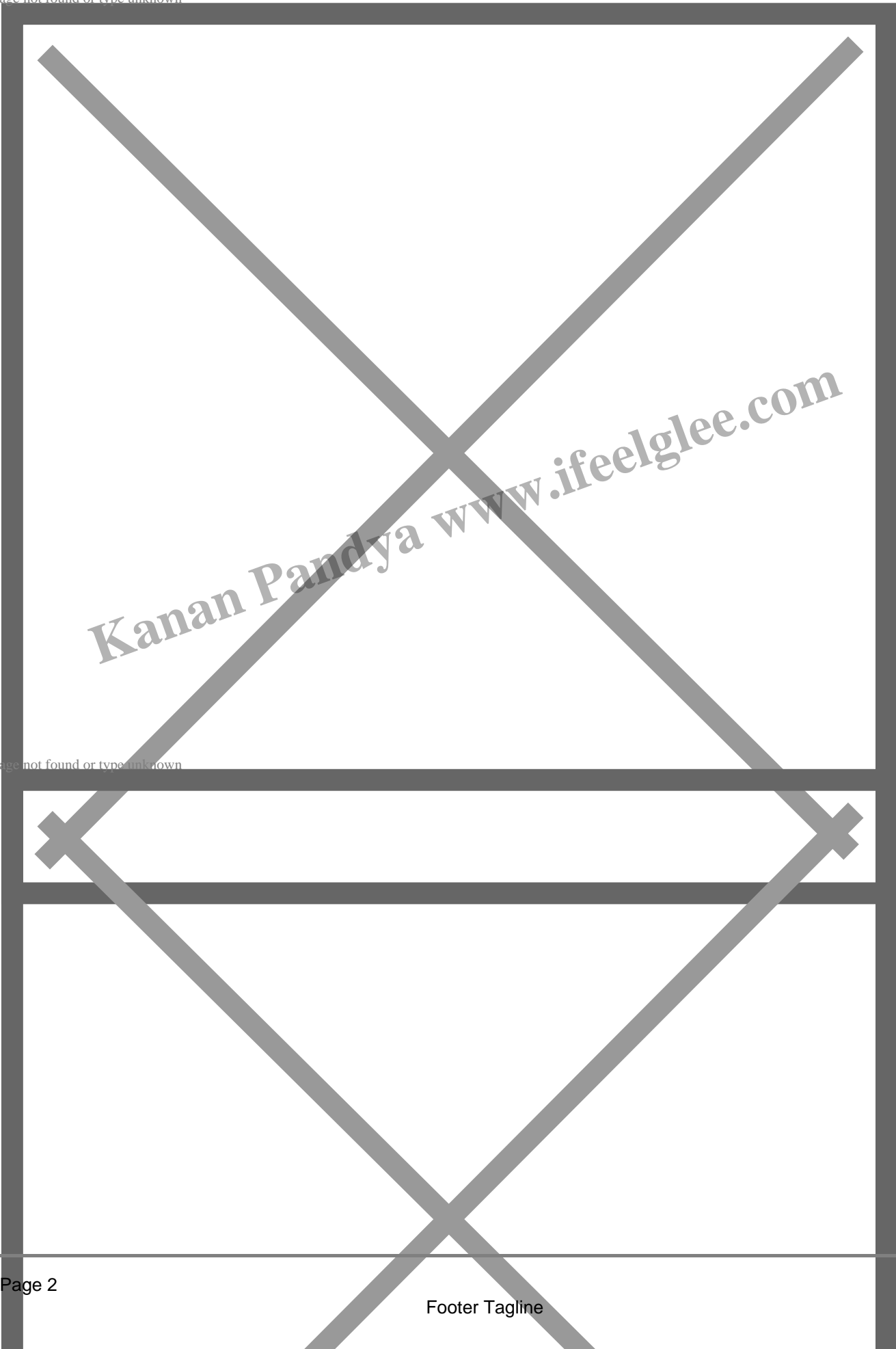


Image not found or type unknown

the paste was dry I inked the tag with Memento and Distress inks, after that I applied the glitter glue by Martha Stewart on each star. The sentiment is by Penny Black, I guess it goes well with the star background what do you say? Hope you will like this tag.

Thank you so much for stopping by and see you all soon. ?

Challenges –

[Moxie Fab World – Trendy Star Power Challenge](#)

[Word Art Wednesday – Challenge # 116 – Anything Goes](#)

Category

1. Cards

Date Created

January 2014

Author

kanan0815

Kanan Pandya www.ifeelglee.com