




What's Up?

Description

Hello everyone!! I am here with a card which I made a week ago but only get time now to post it on my blog. I made this for the Hero Arts 90 Minute Scramble. The theme was to create a masculine card, use a different card size other than A2 size and decorate an envelope.



thought my card is perfect for the current a2z Scrapbooking Blog challenge "Take Shape".

Here's my card.

Image not found or type unknown


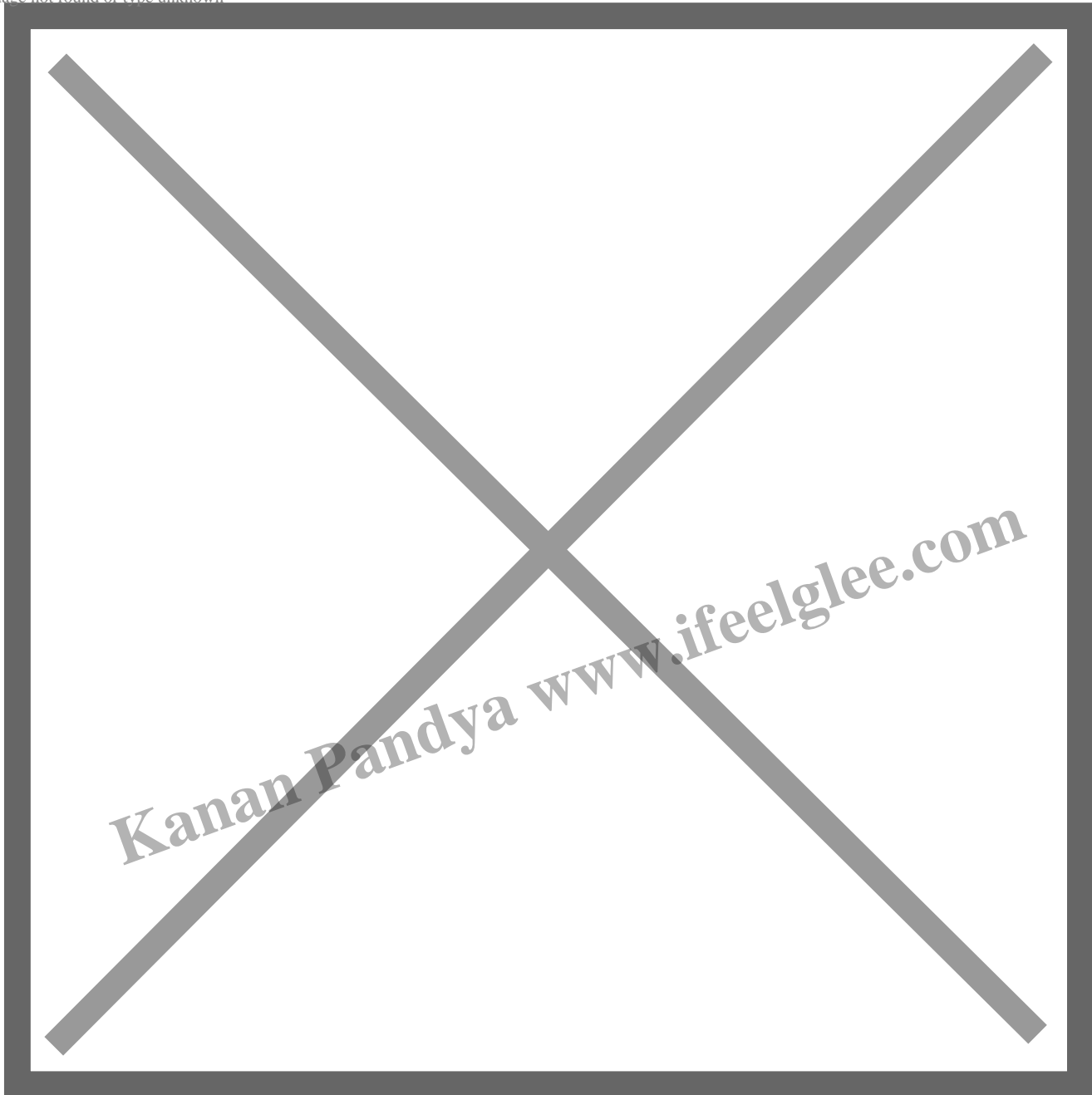


Image not found or type unknown



I used Hero Arts – CL261 stamp set for this card. I inked the background of the card base with Distress ink and sprinkle some water drops. The images were colored using Crayola's Fine Line markers. Since it was a masculine card I kept it simple. I was having only this envelope available with me and its bit bigger in size but I used it anyway and stamped the same images on it. I really love the background and simple images on it. Hope you will like my card too.

Thank you so much for stopping by and stay tuned as I am coming back with two more card. ?

Challenges –

[a2z Scrapbooking June 2017 Challenge – Take Shape](#)

Category

1. Cards

Tags

1. Distress Inks
2. Hero Arts

Date Created

June 21, 2017

Author

kanan0815

Kanan Pandya www.ifeelglee.com